

U.S. Department of Education, Office of Elementary and Secondary Education

# IMPACT AID PROGRAM

## Discretionary Construction Grants

FY 2023 Competition



**POTENTIAL  
APPLICANTS'  
TRAINING**

# Agenda

- Overview/Purpose
- Eligibility/Deadline
- Appropriation
- Funding
- Build America Buy America Act(BABAA)
- Application Cycle & Processes
- Tips & Resources
- Q&A



# Program Purpose

- 🚧 The Impact Aid Discretionary Construction Grant Program provides grants for emergency repairs and modernization of school facilities to certain local educational agencies (LEAs) that receive Impact Aid formula funds.
- 🚧 Emergency grants are for projects that address urgent health and safety concerns in educational facilities.




# Program Eligibility

---

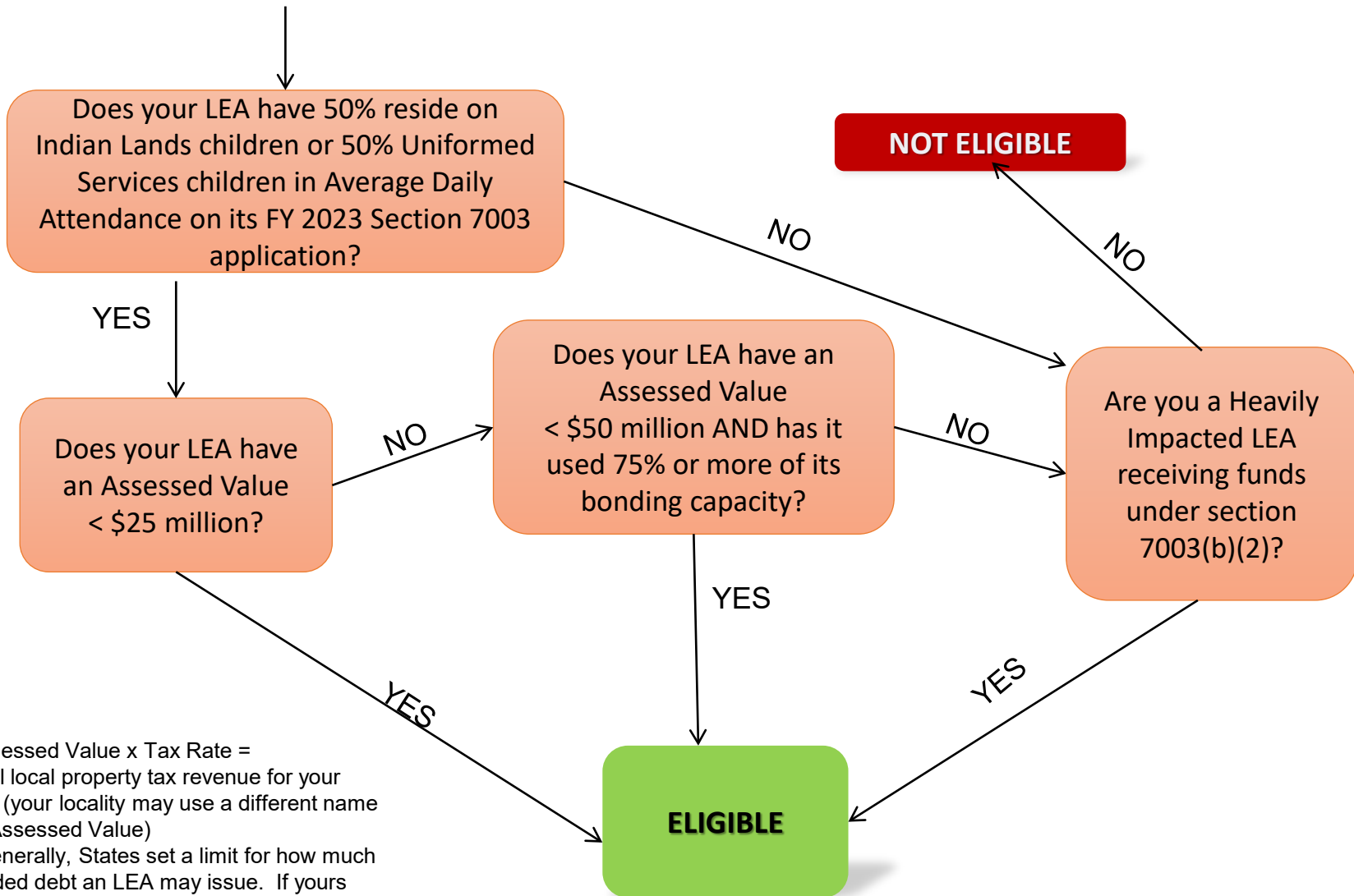
- 🚧 High concentration of federally connected students
- 🚧 Free public education
- 🚧 No or minimal capacity to bond
- 🚧 Low assessed value per pupil
- 🚧 Facility with an emergency condition





**Application  
Deadline:  
May 15, 2023  
11:59:59 PM  
Eastern Time**

# Is my LEA eligible to remediate a facility emergency under Priority One?



\*Assessed Value x Tax Rate =  
Total local property tax revenue for your  
LEA (your locality may use a different name  
for Assessed Value)

\*\*Generally, States set a limit for how much  
bonded debt an LEA may issue. If yours  
does not, we consider the capacity to be  
10% of the LEA's Assessed Value.

# FAQ

What is the  
total funding  
available?

\$18.4 million



# Project Funding - Amount



For LEAs with an assessed value over \$25 million, grant funds **cannot exceed**:

- 🚧 50% of total project cost
- 🚧 \$4 million over 4 years

For all LEAs, grant funds **cannot exceed** the difference between the cost of the project and the amount the LEA has available from other sources.



# Project Funding - Purpose



- 🚧 Repair, renovate, or alter a school facility to ensure the health and safety of students and personnel
- 🚧 Replacement of a school facility where the LEA holds title and it would be more cost-effective to replace than to repair
- 🚧 Provide accessibility for persons with disabilities as part of a larger project

# Grant Funds May Not Be Used For...

## 🚧 Improvements to school grounds

- Environmental remediation
- Traffic remediation
- Landscaping

## 🚧 Stadiums

## 🚧 Teacher housing

## 🚧 Acquisition of real property

## 🚧 Maintenance costs



# Build America Buy America ACT (BABAA)

---

- 🚧 President Biden signed into law the Infrastructure Investment and Jobs Act (IIJA) on November 15, 2021. A component of the IIJA is the [Build America Buy America Act \(BABAA\)](#).
- 🚧 It applies to formula and discretionary [infrastructure grant programs funded by the U.S. Department of Education](#) (the Department). BABAA requirements apply to new, non-competing continuation, or supplemental awards obligated under these programs on or after October 1, 2022.

# Build America Buy America ACT (BABAA)



- This program is subject to the Build America, Buy America Act (Pub. L. 117-58) domestic sourcing requirements. Accordingly, grantees and their contractors may not use their grant funds for infrastructure projects or activities unless—
  - (a) All iron and steel used in the infrastructure project or activity are produced in the United States;
  - (b) All manufactured products used in the infrastructure project or activity are produced in the United States; and
  - (c) All construction materials are manufactured in the United States.
- For more information, see the Department's Build America Buy America Waiver website at: <https://www2.ed.gov/policy/fund/guid/buy-america/index.html>. Grantees may request a waiver for these requirements, but **do not assume a waiver request will be granted when creating your cost estimate.**

# BABAA

## What does “construction materials” mean?

- Non-ferrous metals, such as aluminum, copper, and lead used in a project
- Plastic and polymer-based products, including polyvinylchloride, composite building materials, and polymers used in fiber optic cables
- Prefabricated windows brought to a site for incorporation into a building
- Glass, including optic glass
- Lumber
- Drywall

Construction materials do not include any item that is a “manufactured product”; is primarily iron or steel; or includes cement and cementitious materials, aggregates such as stone, sand or gravel, or aggregate binding agents or additives.

[FAQs.pdf \(ed.gov\)](#)



## Application Preparation

- 🚧 Complete building assessment
- 🚧 Get an independent certification
- 🚧 Carefully consider the project's budget and timeframe (build in flexibilities for budget increases and unforeseen circumstances)
- 🚧 BABAA Implementation



# Grants.Gov User Registration

**GRANTS.GOV**  
FIND. APPLY. SUCCEED.

HELP | REGISTER | LOGIN

SEARCH: Grant Opportunities ▾ Enter Keyword... **GO**

HOME | LEARN GRANTS ▾ | SEARCH GRANTS | **APPLICANTS ▾** | GRANTORS ▾ | SYSTEM-TO-SYSTEM ▾ | FORMS ▾ | CONNECT ▾ | SUPPORT ▾

GRANTS.GOV > Applicants > How to Apply for Grants

## HOW TO APPLY FOR GRANTS

**GRANT APPLICATIONS**


- » How to Apply for Grants
- » Track My Application

**APPLICANT RESOURCES**


- » Workspace Overview
- » Applicant Eligibility
- » Applicant Registration
- » Applicant Training
- » Applicant FAQs
- » Adobe Software Compatibility
- » Submitting UTF-8 Special Characters
- » Encountering Error Messages




### How to Apply for Grants: Getting Started

**Learn**


Go to the Grants Learning Center for an overview of grants.

**Check**


Make sure you are eligible before applying.

**Search**


Find federal grants that align with your work.

**Register**

Sign up with Grants.gov to apply using Workspace.

**Apply**

Complete and submit your application using Workspace.

**Track**

Enter your Grants.gov tracking number(s) for submission status.

### Save Time & Apply Using Workspace






[Click Here to Learn More](#)



### Search for Opportunity Package

If you know the specific Funding Opportunity Number or Opportunity Package ID, quickly search for the package:

**Search for Opportunity Package »**

CONNECT WITH US:  Blog  Twitter  YouTube  Alerts  RSS  XML Extract  Get Adobe Reader

HEALTH & HUMAN SERVICES: [HHS.gov](#) | [EEOC / No Fear Act](#) | [Accessibility](#) | [Privacy](#) | [Disclaimers](#) | [Site Map](#)

COMMUNITY: [USA.gov](#) | [WhiteHouse.gov](#) | [USAspending.gov](#) | [SBA.gov](#) | [SAM.gov](#) | [Report Fraud](#)

[Frequently Asked Questions](#)

# Recommended Training Videos

- How to Create a Workspace on Grants.gov
- How to Register with Grants.gov

**GRANTS.GOV™**  
FIND. APPLY. SUCCEED.™

HELP | REGISTER | LOGIN

SEARCH: Grant Opportunities ▼ Enter Keyword... **GO**

HOME | LEARN GRANTS | SEARCH GRANTS | **APPLICANTS** | GRANTORS | SYSTEM-TO-SYSTEM | FORMS | CONNECT | SUPPORT

GRANTS.GOV > Applicants > Applicant Training

### APPLICANT TRAINING

**GRANT APPLICATIONS**

- » How to Apply for Grants
- » Track My Application

**APPLICANT RESOURCES**

- » Workspace Overview
- » Applicant Eligibility
- » Organization Registration
- » Applicant Registration
- » **Applicant Training**
- » Applicant FAQs
- » Adobe Software Compatibility
- » Submitting UTF-8 Special Characters
- » Encountering Error Messages

**Training Resources and Videos for Grants.gov**  
Whether you need a high-level introduction to the Grants.gov application process, or you are looking for a step-by-step explanation of a particular Applicant task, we encourage you to consult the resources on this page.

For more context and general information about the federal grants lifecycle, visit the [Grants 101](#) section under the [Learn Grants](#) tab.

**Featured Video**  
**How to Create a Workspace**  
Updated on July 9, 2019

Workspace is Grants.gov's shared, online environment to collaboratively complete and submit federal grant applications.

**How to Create a Workspace**  
Watch later Share

Watch on **YouTube** VIDEO SERIES

**Introduction to Grants.gov Video Series**  
The [Introduction to Grants.gov Video Series](#) covers the complete Grants.gov application process, from registering and creating a Grants.gov account to finding funding opportunities and completing an application package.

**How to Register with Grants.gov**  
Updated on March 21, 2020

Learn how to create a Grants.gov account so you can subscribe to funding opportunity notifications and apply for federal grants using Grants.gov Workspace. This video also explains how to associate a DUNS number with an applicant account. (Note: This is an optional step)

**Help: Online User Guide**  
Find registration, search, and application instructions for all users in the [Grants.gov Online User Guide](#).

For detailed applicant information, review the Applicants section of the online user guide.

**Applicant Overview**

[Grants.gov Applicant Overview Training Presentation](#) - Everything you need to know about navigating Grants.gov as an Applicant.

[Grants.gov Presentation Request Form](#) - If you would like to request brochures or a complimentary Grants.gov presentation on the Find and Apply process, please fill out this form and submit it to [support@grants.gov](mailto:support@grants.gov).

For a step-by-step guide to organization applicant registration, check out the [Grants.gov Organization Applicant Registration](#) pages.

**SAM Quick Start Guide**  
The SAM Quick Start Guide For [Grantee Registration](#) is a tool created by the General Services Administration to assist those registering with the System for Award Management (SAM).

If you have questions or concerns about your SAM registration, please contact the Federal Support desk at <https://www.fsd.gov>.

**Help: Support Center**  
Contact the Grants.gov Support Center to get help from a representative.

Email us at [support@grants.gov](mailto:support@grants.gov) or visit our [Support page](#).



# Additional Grants.gov Resources

---

🚧 YouTube Training & Webinar Videos:

<https://www.youtube.com/user/GrantsGovUS/featured>

🚧 Grants Learning Center:

<https://www.grants.gov/web/grants/learn-grants.html>

🚧 FAQs: <http://www.grants.gov/web/grants/applicants/applicant-faqs.html>

🚧 Grants.gov Self-Service Web Portal: <https://grants-portal.psc.gov>

# Grants.gov Tips



- 🚧 You must upload a "FLATTENED" PDF (i.e. pdf that is a "printed image" ) - Use compatible PDF software (Adobe Reader)
- 🚧 Contact Grants Support Center if you need help
  - 🚧 <https://www.grants.gov/web/grants/support.html>
  - 🚧 Phone: 1-800-518-4726 (toll-free)
- 🚧 Contact Impact Aid Staff with Program Information or Questions @ 202-260-3858 or [Impactaid.ed.gov](http://Impactaid.ed.gov)

# Application and Components

- 🚧 **Part 1: [Preliminary Documents](#)**
  - Application for Federal Assistance (form SF 424)
  - ED Supplemental Information for SF 424
  - Assurances for Construction Programs (SF-424D)
  
- 🚧 **Part 2: [Other Attachment: Additional Information](#)**
  - Information Required for the Impact Aid Program
  - Program Assurances and Certifications
  
- 🚧 **Part 3: [Project Narrative Attachment](#)**
  
- 🚧 **Part 4: [Construction Program Cost Estimate Table](#)**
  
- 🚧 **Part 5: [Independent Certification Form](#)**
  
- 🚧 **Part 6: [Annual Financial Reports](#)**
  
- 🚧 **Part 7: [Intergovernmental Review \(Executive Order 12372\)](#)**

# Part 1: Preliminary Documents

## Application for Federal Assistance

### **Preliminary Documents in Grants.gov:**

Application for Federal Assistance (SF 424)

ED Supplemental Information (SF 424)

Assurances for Construction Programs (SF-424D)

Complete the Application for Federal Assistance (Form SF 424) first. (including name, address, e-mail address and organization's UEI number).

[http://apply07.grants.gov/apply/forms/sample/SF424\\_2\\_1-V2.1.pdf](http://apply07.grants.gov/apply/forms/sample/SF424_2_1-V2.1.pdf)

- **When applying electronically via Grants.gov, you will need to ensure that the organization UEI number you enter on your application is the same as the UEI number your organization used when it registered with the System for Award Management.**
- Please do not attach any narratives, supporting files, or application components to the Standard Form (SF 424)

# Part 2: Other Attachments: Additional Information

🚧 Documents hosted on the Impact Aid Resources page (These documents should be downloaded from the Impact Aid website, completed, and uploaded in Grants.gov)

🚧 **Other Attachment: Additional Information**

- Additional Information Form
- Program Assurances and Certifications

# Part 3: Project Narrative Attachment

## 🚧 Application Narrative!!!

- A detailed description of the nature and scope of the emergency condition;
- The age and condition of the facility;
- Which mechanical systems are impacted;
- How much of the building is involved;
- The importance of the affected area to the instructional program;
- The population affected (students, teachers, administrators, etc.);

# Part 3: Project Narrative Attachment Cont.

- 🔔 Application Narrative and Justification for Rebuilding (if proposing complete building replacement)
  - The proportion of the building occupants affected by the condition;
  - How the emergency condition adversely affects the health, safety and well-being of the occupants of the school facility;
  - Any actions the LEA has taken to respond to the emergency condition, and why the applicant has been unable to resolve the condition;
  - How the proposed project will address to the emergency condition and the anticipated effect on the useful life of the facility;
  - The potential effects of delaying the project, including increased future costs;
  - A timeline of major activities such as design, contract solicitation and award, and construction begin and end dates; and
  - Other resources available to the LEA that can be used for this project. Include anticipated receipts such as state construction grants, which the LEA has not actually yet received. This information, along with information contained in the LEA's annual financial reports, will be used to evaluate the amount of grant funding.

# Part 4: Construction Program Cost Estimate Table!!!

- The data entered on this table should be based on a recent professional estimate. **The estimates should take into consideration the delay between the application for funds and actual construction.** Consider that awards will not be made until 6 to 9 months after the application deadline.
- This program is subject to the Build America, Buy America Act (Pub. L. 117-58) domestic sourcing requirements.
  - Requirements can be waived after award, but don't assume a **waiver** will be granted.



# Part 5: Independent Certification Form

- 🚧 Applicants must submit a signed statement from an appropriate certifying official
- 🚧 The certifying official must either submit a statement on official letterhead or use the sample form located on our website here: [Independent Certification Form](#)
- 🚧 The signed certification must be uploaded in Grants.gov in a “flattened” (non-fillable, non-editable) PDF format on or before the application deadline. If the **signed** certification is not received by the application deadline, the application may be deemed ineligible.

# Part 6: Annual Financial Report

🚧 The Department needs the applicant's Annual Financial Reports (AFRs) from the three most recent fiscal years to verify the amount of available local funds that could be used for this project.

## **Part 7: Intergovernmental Review (Executive Order 12372)**

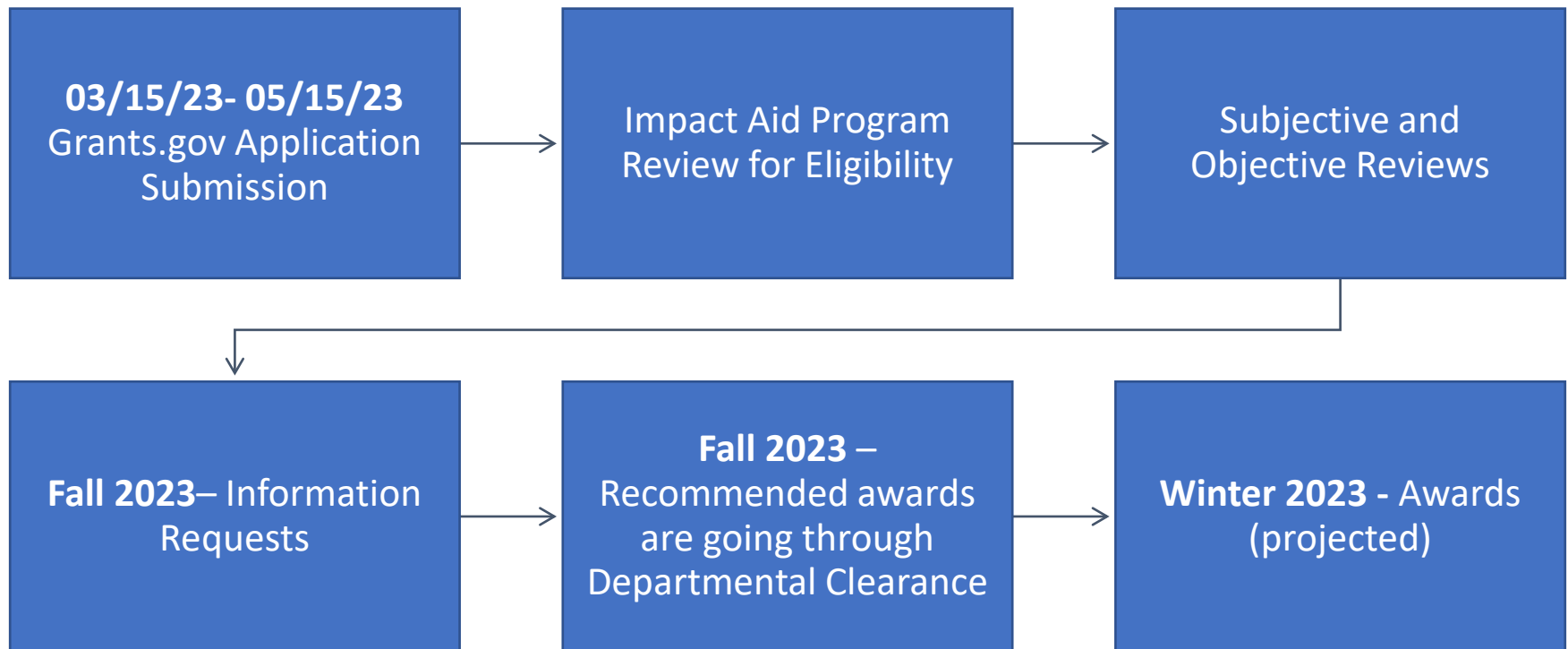
🚧 The objectives of the Executive order is to strengthen federalism--or the distribution of responsibility between localities, States, and the Federal government--by fostering intergovernmental partnerships. If this applies to your state you must comply by submitting a copy of your application to your State Educational Agency.

# Application Tips



- 🚧 Only submit one application per LEA/one school facility per application
- 🚧 Do not submit pictures/maps/diagrams because they will not be reviewed or scored
- 🚧 Verify Historic Preservation eligibility and requirements
- 🚧 Feasibility study will be required for new construction proposals
- 🚧 You **MUST** have Adobe Reader installed. [Click for more information on Adobe Reader Compatibility.](#)

# Application Cycle/Timeline



# Scoring (Subjective)


Review panels of school  
facilities experts

🚧 **Project Need** - Severity  
of the school facility  
problem to be addressed  
by the proposed project  
(30 points)

🚧 **Project Urgency** - Risk to  
occupants if the facility  
condition is not  
addressed as soon as  
possible (28 points)



# Scoring (Objective)



## 🚧 Effects of Federal Presence

(30 points maximum)

- Percentage of federally connected children in the LEA (10 points)
- Percentage of federally connected children in the facility (10 points)
- Percentage of non-taxable Federal property in the applicant district (10 points)

## 🚧 Ability to Respond or Pay

(12 points maximum)

- Percent of bonding capacity used (4 points if 75% or greater, 3 points if 50% or greater, etc.)
- Assessed value of real property per student (4 points if in the lowest quartile in the State, 1 point if in highest quartile, etc.)
- Total tax rate for capital or school purposes (4 points if in the highest quartile in the State, 1 point if in lowest quartile, etc.)



# IAP Construction Grant Resources

- **Program Webpage**  
<https://impactaid.ed.gov/resources/>
  - Notice Inviting Applications
  - Application Instructions ([PDF](#))
  - Application Forms
    - Additional Information ([PDF](#))
    - Independent Certification ([PDF](#))
    - Cost Estimate/Budget Table ([MS Excel](#))
- **Education Facilities Clearinghouse**
  - [www.efc.gwu.edu](http://www.efc.gwu.edu)
- **The Build America, Buy America Act ([BABAA](#))**



# Questions? Contact us.

| Name-                                    | Email  | Phone (Direct) |
|--|--|----------------|
| Jacqueline Edwards –<br><b>Team Lead</b> | <a href="mailto:Jacqueline.Edwards@ed.gov">Jacqueline.Edwards@ed.gov</a> | 202-987-1743   |
| Nick Di Taranto                          | <a href="mailto:Nicholas.DiTaranto@ed.gov">Nicholas.DiTaranto@ed.gov</a> | 202-453-7457   |
| Lloyd Matthews                           | <a href="mailto:Lloyd.Matthews@ed.gov">Lloyd.Matthews@ed.gov</a>         | 202-987-1680   |
| Melissa Torchon-Duke                     | <a href="mailto:Melissa.Torchon@ed.gov">Melissa.Torchon@ed.gov</a>       | 202-987-1603   |

Impact Aid Program 202-260-3858 [Impact.Aid@ed.gov](mailto:Impact.Aid@ed.gov)