


# Generally Comparable Districts


The Fourth Local Contribution Rate Option

# Roadmap

A	Definitions
B	Options
C	Grouping and Format
D	Rules and Regulations



# Definitions



**Generally Comparable Districts (GCD):** Local Education Agencies (LEA's) that share grade spans, similar average daily attendance, and /or proximity to a large city

**Local Contribution Rate (LCR):** Rate used in the Impact Aid payment formula to determine payments

**Metropolitan Statistical Area (MSA):** "...a core area containing a substantial population...together with adjacent communities having a high degree of economic and social integration..." - US Census Bureau


**Significantly Impacted LEA's:** Have at least 50% eligible Federally-connected children or at least 20% eligible Federally connected children in categories A(i), A(ii), B, and C

# LCR Options

## There are four LCR options

The Impact Aid Grant System (IAGS) chooses the highest rate for which an LEA qualifies.


- One-half of the State average per pupil expenditure for the third fiscal year preceding the fiscal year for the current application.
- One-half of the national average per pupil expenditure for the third fiscal year preceding the fiscal year for the current application.
- The State average per pupil expenditure for the third preceding fiscal year multiplied by the local contribution percentage for that same year.
- The LCR based on generally comparable Districts (GCD)



# Grouping and Format

## Fiscal Years and Options


- The State Education Agency (SEA) use data from the third fiscal year preceding the fiscal year for the application.
  - E.g., school year 2020-2021 for fiscal year application 2024.
- All LEA's in the State are sorted into groupings base on grade span, size of student population, and location related to an MSA
  - All State funded public school LEA's in the State must be included in the data.
- Significantly Impacted LEA's must be included in the groupings, but their data must not be included in the formulas used to calculate the GCD rates.



# Grouping and Format

## Fiscal Years and Options


- Option 1: LEAs are grouped by grade span
- Option 2: LEAs are grouped by grade span and size
- Option 3: LEAs are grouped by grade span and location
- Option 4: LEAs are grouped by grade span, size, and location
  
- Example: K-12, K-12 divided in half by ADA, K-12 divided by inside or outside of an MSA, K-12 keeping the option 2 division and then dividing those two groups by inside or out of an MSA.
  
- Data must be in an Excel Spreadsheet with formulas calculating the columns and rates.
- The SEA must choose to divide by halves or thirds and only submit the chosen division for Option 2.



# Rules

## General Rules for Grouping Data


- Each grouping must have at least 10 LEAs after any significantly impacted LEAs are excluded (not removed or deleted) to generate a GCD rate from the grouping.
  - Example: K-6 has 20 LEAs with one significantly impacted LEA. When divided by size there are two groups of 10 and the group with the significantly impacted LEA will not generate a rate that can be used.
- Significantly impacted LEA data must be removed from the formulas after the LEAs are grouped.
  - Example: K-12 has 101 LEAs with five significantly impacted LEAs. When the LEAs are sorted into groups for Options 2 and 3, the grouping takes place and then the formulas are entered or adjusted to exclude the data from the significantly impacted LEAs.



# Rules

## General Rules for Grouping Data

- The grouping for Option 2 must be equal or differ by one LEA.
  - Example: K-8 has 202 LEAs. For Option 2 the SEA is dividing by thirds resulting in two groups of 67 LEAs and one group of 68. The SEA determines which group will have the extra LEA.
- None of the other options require equal groupings.






# Regulations

## **34 CFR Part 222.39**


- Title 34 of the Code of Federal Regulations, Part 222.39 contains the regulations for computing GCD rate for LEAs in a state.



# Data Submission

## Method and Due Date

- The Impact Aid Program sent out a GCD data request to all SEAs in September of 2022
- Spreadsheets will be emailed to the Impact Aid Program at the address, [impact.aid@ed.gov](mailto:impact.aid@ed.gov)
- GCD data must be submitted by November 3, 2023




# Questions and Contact

## **GCD Team Lead**

Questions can be directed to Chad Eggleston (GCD Team Lead)

Email: [chad.eggleston@ed.gov](mailto:chad.eggleston@ed.gov)

Phone: 202-260-2336





**Thank you**

**IMPACT AID PROGRAM**

202-260-3858

[IMPACT.AID@ED.GOV](mailto:IMPACT.AID@ED.GOV)